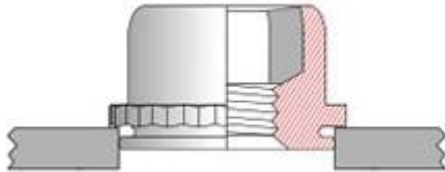


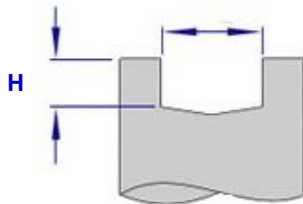
Self Clinch Nyloc Nuts Installation Guide

1

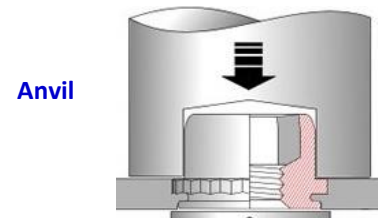


Punch Or Drill Hole To Specified Diameter (DO NOT DEBURR THE HOLE)
Seat Fastener Squarely In The Hole (DO NOT Deburr The Hole)

E
+0.2

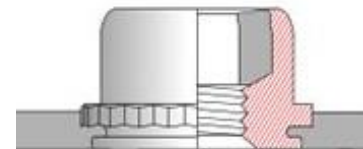


2



Flat Punch

Squeeze Fastener Into Panel Until Knurled Collar Is Flush With The Top Of The Panel For Panels 1.5mm Thick And Greater Or Until Shank Is Flush With Bottom Of Panel In Thinner Panels



Correctly Installed In Thinner Material

Thread Size	E Max Dimension (Add 0.13 To 0.25)	H Max Dim (Add - 0.5)
M3	5.5	3.6
M4	7.0	4.2
M5	7.5	4.5